

HEWLETT-PACKARD


LaserJet Printer Family

Soft Font Selection Guide



11/86

Prestige Elite Family



HP 33411EA

3.5 INCH (HP MS-DOS)
Single-Sided Format

HP 33412EA

5.25 INCH (MS-DOS)
Double-Sided Format

All of these fonts are in portrait and landscape orientations.

FONT NAME	SYMBOL SET	APPLICATION
Prestige Elite 7 point medium, 16.66 Pitch	Roman-8*, USASCII, Roman Extension*, Math-8, and Legal symbol sets.	A popular style in a smaller point size for labels or captions.
Prestige Elite 10 point medium, 12 Pitch	Roman-8*, USASCII, Roman Extension*, Math 7, Math-8, PI Font and Legal symbol sets.	A widely used size and style for a variety of word processing applications.
Prestige Elite 10 point bold, 12 Pitch 10 point italics, 12 Pitch	Roman-8*, USASCII, Roman Extension* and Legal symbol sets	Additional choices to increase the usefulness of this font.
PC Line 12 point, 12 Pitch	The PC Line symbol set	Compatible with IBM Linedraw for creating lines and boxes.
Linedraw 12 point, 12 Pitch	The Linedraw symbol set	Compatible with HP Linedraw for creating lines and boxes.


The Prestige Elite soft font family contains the PC Line symbol set and all of the fonts resident in the following font cartridges:

- 92286D - Prestige Elite
- 92286G - Legal Elite
- 92286J - Math Elite
- 92286M - Prestige Elite P&L

*The Roman-8 and Roman Extension characters reflect 1985 updates:

1. Six additional characters added to former blank positions. Ýý · μ ¶*
2. Appearance of the lowercase đ character changed to ð

TmsRmn & Helv Base Set



HP 33411AC

3.5 INCH (HP MS-DOS)
Double-Sided Format

HP 33412AC


5.25 INCH (MS-DOS)
Double-Sided Format

Both font families are in portrait and landscape orientations with proportional spacing.

FONT NAME	SYMBOL SET	APPLICATION
TmsRmn 6,8,10,12 and 14 point medium, bold and Italics	USASCII symbol set	One of the most readable typefaces in the most popular sizes for word processing use.
TmsRmn 18,24 and 30 point bold	USASCII symbol set	Large bold sizes for titles, headings and cover sheets.
Helv 6,8,10,12 and 14 point medium, bold and Italics	USASCII symbol set	Classic simplicity is the key to this typeface, excellent for text or captions.
Helv 18,24 and 30 point bold	USASCII symbol set	Larger bold sizes in a clear and simple style. Perfect for titles, headings or overhead slides.

These soft font products functionally replace the HP 33411AA and 33412AA. The quality is the same but, because of character spacing differences, different font spacing tables for application software are required, e.g., MS Word PRD files, Multimate PAT files, Word Perfect printer driver files.

TmsRmn & Helv Base Set



HP 33411AD

3.5 INCH (HP MS-DOS)
Double-Sided Format

HP 33412AD


5.25 INCH (MS-DOS)
Double-Sided Format

Both font families are in portrait and landscape orientations with proportional spacing.

FONT NAME	SYMBOL SET	APPLICATION
TmsRmn 6,8,10,12 and 14 point medium, bold and Italics	Roman-8 symbol set	One of the most readable typefaces in the most popular sizes for word processing use.
TmsRmn 18,24 and 30 point bold	Roman-8 symbol set	Large bold sizes for titles, headings and cover sheets.
Helv 6,8,10,12 and 14 point medium, bold and Italics	Roman-8 symbol set	Classic simplicity is the key to this typeface, excellent for text or captions.
Helv 18,24 and 30 point bold	Roman-8 symbol set	Larger bold sizes in a clear and simple style. Perfect for titles, headings or overhead slides.

These soft font products functionally replace the HP 33411AA and 33412AA. The quality is the same but, because of character spacing differences, different font spacing tables for application software are required, e.g., MS Word PRD files, Multimate PAT files, Word Perfect printer driver files.

TmsRmn & Helv Supplemental Set



HP 33411AE

3.5 INCH (HP MSDOS)
Double-Sided Format

HP 33412AE

5.25 INCH (MS-DOS)
Double-Sided Format


Both font families are in portrait and landscape orientations with proportional spacing.

FONT NAME	SYMBOL SET	APPLICATION
TmsRmn 7,9 and 11 point medium, bold and italics	USASCII symbol set	Adds 3 additional type sizes to the base set version (3341xAC) for more versatility
TmsRmn 18,24 and 30 point medium and italics	USASCII symbol set	Adds 3 large display type sizes to the base set version (3341xAC) for more variety.
Helv 7,9 and 11 point medium, bold and italics	USASCII symbol set	Adds 3 additional type sizes to the base set version (3341xAC)
Helv 18,24 and 30 point medium and italics	USASCII symbol set	Adds 3 large display type sizes to the base set version (3341xAC) for more variety.

The additional point sizes and weights in this supplemental set complement the HP 33411AC and 33412AC TmsRmn/Helv base sets. These supplemental sets are not compatible with the HP 33411AA and 33412AA base sets. Customers who own the HP 33411AA or 33412AA TmsRmn/Helv base sets and are buying supplemental sets will be offered a free upgrade if they apply before November 30, 1986. An upgrade coupon is inside the supplemental set package.



TmsRmn & Helv Supplemental Set



HP 33411AF

3.5 INCH (HP MS-DOS)
Double-Sided Format

HP 33412AF

5.25 INCH (MS-DOS)
Double-Sided Format

Both font families are in portrait and landscape orientations with proportional spacing.

FONT NAME	SYMBOL SET	APPLICATION
TmsRmn 7,9 and 11 point medium, bold and italics	ROMAN-8 symbol set	Adds 3 additional type sizes to the base set version (3341xAD) for more versatility
TmsRmn 18,24 and 30 point medium and italics	ROMAN-8 symbol set	Adds 3 large display type sizes to the base set version (3341xAD) for more variety.
Helv 7,9 and 11 point medium, bold and italics	ROMAN-8 symbol set	Adds 3 additional type sizes to the base set version (3341xAD)
Helv 18,24 and 30 point medium and italics	ROMAN-8 symbol set	Adds 3 large display type sizes to the base set version (3341xAD) for more variety.

The additional point sizes and weights in this supplemental set complement the HP 33411AD and 33412AD TmsRmn/Helv base sets. These supplemental sets are not compatible with the HP 33411AA and 33412AA base sets. Customers who own the HP 33411AA or 33412AA TmsRmn/Helv base sets and are buying supplemental sets will be offered a free upgrade if they apply before November 30, 1986. An upgrade coupon is inside the supplemental set package.

Letter Gothic Base Set



HP 33411DA

3.5 INCH (HP MS-DOS)
Single-Sided Format

HP 33412DA

5.25 INCH (MS-DOS)
Double-Sided Format

All of these fonts are in portrait and landscape orientations.

FONT NAME	SYMBOL SET	APPLICATION
Letter Gothic 9.5 point medium, 16.66 Pitch	Roman-8, USASCII, Roman Extension, Math-8, and Legal symbol sets.	Easy to read style in a small size for captions and tables.
Letter Gothic 12 point medium, 12 Pitch	Roman-8, USASCII, Roman Extension, Math 7, Math-8, PI Font and Legal symbol sets.	A classic style for a wide variety of printed materials.
Letter Gothic 12 point bold, 12 Pitch 12 point italics, 12 Pitch	Roman-8, USASCII, Roman Extension and Legal symbol sets	Adds versatility to the font family for all printing needs.
Letter Gothic 14 point medium, 12 Pitch	Roman-8, USASCII, Roman Extension and Legal symbol sets	A larger size for headings, titles or cover sheets.
Presentations 14, 16, 18, 24, 30 point bold	USASCII, and Legal symbol sets	Clear legible style perfect for overheads or added emphasis.
PC Line 9.5, 12, 14	The PC Line symbol set	Compatible with IBM Linedraw for creating lines and boxes.
PC Line 12, 14, 16, 18 point bold	The PC Line symbol set	Compatible with IBM Linedraw for creating lines and boxes
Linedraw 9.5, 12, 14, 16 and 18	The Linedraw symbol set	Compatible with HP Linedraw for creating lines and boxes.

The Letter Gothic soft font family contains all of the fonts resident in the following font cartridges:

- 92286E - Letter Gothic
- 92286N - Letter Gothic P&L
- 92286R - Presentations

The Letter Gothic soft font family also contains 16.66 pitch Letter Gothic, 12 pitch Letter Gothic Math, PI and Legal character sets, and larger presentation fonts.